

START ON SUCCESS (SOS)

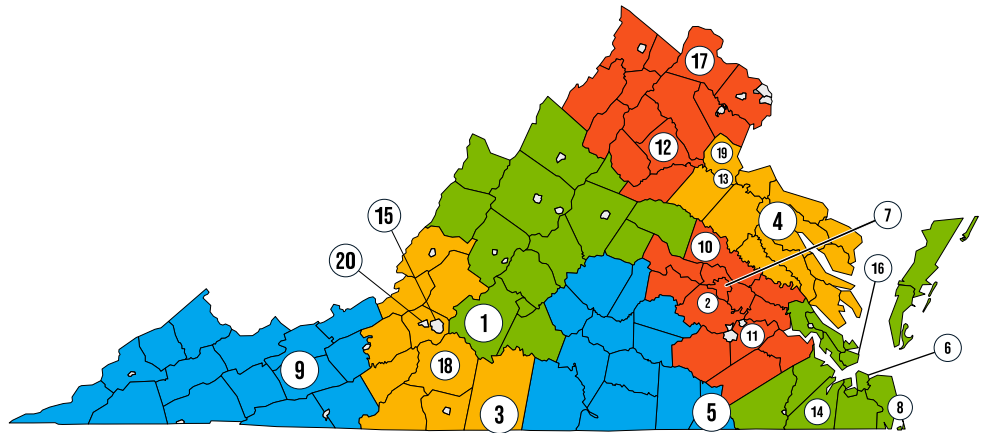
Program outcomes: updated 2024

SCHOOL DIVISIONS

20 SOS Programs *across VA*
current and past

- | | |
|-------------------|---------------------|
| 1. Bedford | 11. Prince George |
| 2. Chesterfield | 12. Culpepper |
| 3. Danville | 13. Fredericksburg |
| 4. Essex | 14. Suffolk |
| 5. Greensville | 15. Roanoke City |
| 6. Norfolk | 16. Hampton City |
| 7. Richmond | 17. Loudoun |
| 8. Virginia Beach | 18. Franklin County |
| 9. Wythe | 19. Stafford |
| 10. Hanover | 20. Salem City |

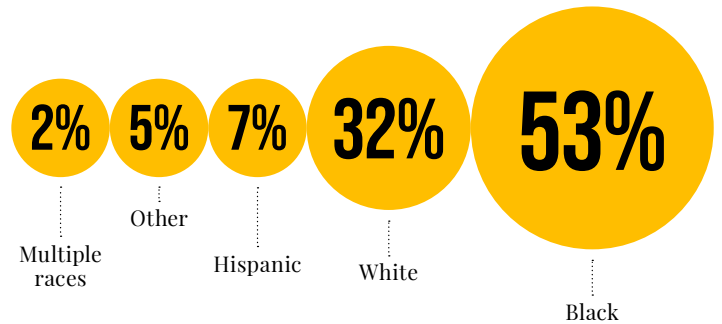
SUPERINTENDENT'S REGIONS



WHO ARE THE *Students* ?

TOTAL COMPLETED AS OF JUNE 2024: **338**

STUDENTS BY RACE

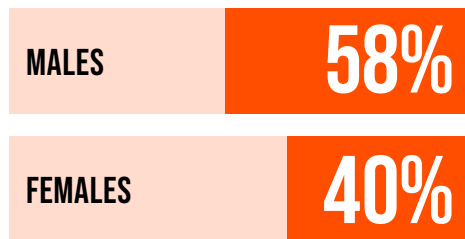


* NOT REPORTED: 1%

STUDENTS BY DISABILITY TYPES

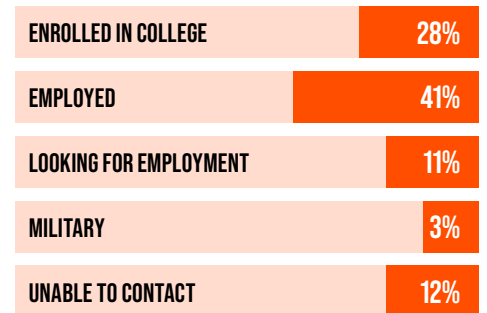
Specific Learning Disability	44%
Autism	22%
Other Health Impairment	19%
Emotional	2%
Orthopedic Impairment	<1%
Other Impairment	4%

STUDENTS BY GENDER



* NOT REPORTED: 2%

STUDENT OUTCOMES one year post graduation



* SOME CHOSE EMPLOYMENT AND ONE OTHER CATEGORY