

START ON SUCCESS (SOS)

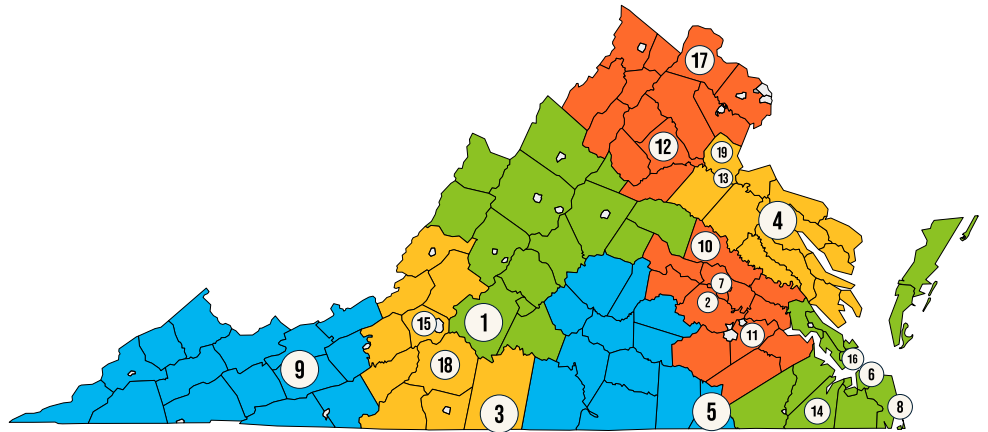
Program outcomes: updated 2023

SCHOOL DIVISIONS

19 SOS Programs *across VA*
current and past

- | | |
|-------------------|---------------------|
| 1. Bedford | 11. Prince George |
| 2. Chesterfield | 12. Culpepper |
| 3. Danville | 13. Fredericksburg |
| 4. Essex | 14. Suffolk |
| 5. Greensville | 15. Roanoke City |
| 6. Norfolk | 16. Hampton City |
| 7. Richmond | 17. Loudoun |
| 8. Virginia Beach | 18. Franklin County |
| 9. Wythe | 19. Stafford |
| 10. Hanover | |

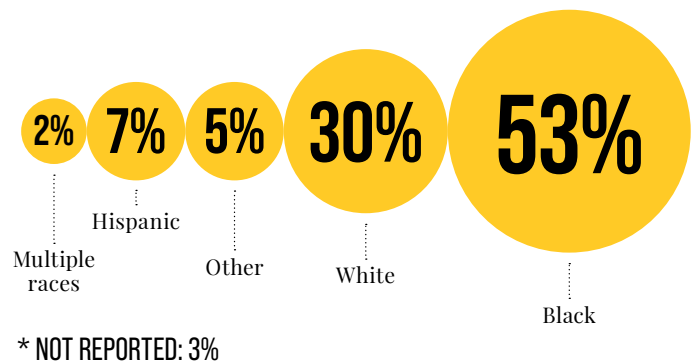
SUPERINTENDENT'S REGIONS



WHO ARE THE *Students* ?

TOTAL COMPLETED
AS OF JUNE 2023: **263**

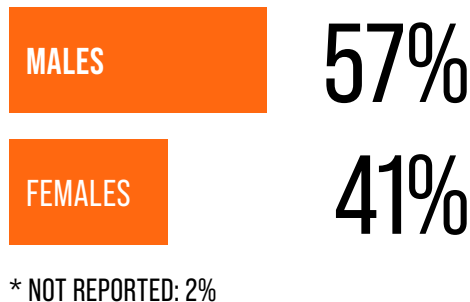
STUDENTS BY RACE



STUDENTS BY DISABILITY TYPES

Specific Learning Disability	47%
Autism	22%
Other Health Impairment	18%
Emotional	2%
Orthopedic Impairment	<1%
Other Impairment	4%

STUDENTS BY GENDER



STUDENT OUTCOMES one year post graduation

ENROLLED IN COLLEGE	27%
EMPLOYED	43%
LOOKING FOR EMPLOYMENT	9%
MILITARY	2%
UNABLE TO CONTACT	13%

* SOME CHOSE EMPLOYMENT AND ONE OTHER CATEGORY